



ABPM Data Converter Ver.1.0.0

- What's about ABPM Data Converter
 - ABPM Data Converter is a Windows application that allows data managed by ABPM Data Manager (TM2441-16), blood pressure data, statistics, patients and settings to be migrated to another PC.
 - Users download from the ADC website and use it.

Why we offer this



- The reason why we offer this Converter
 - When a medical facility replaces a PC on which ABPM Data Manager is installed with a new PC due to aging or obsolescence, the data already on the PC needs to be moved to another PC.

System Requirements



- Older PC environment:
 - Windows 11 (x64), Windows 10 (x86 / x64), Windows 8.1 (x86 / x64) , Windows 7 (x86 / x64)
 - Any version of the ABPM Data Manager
- New PC environment:
 - Windows 10 (x64) or 11 64bit (x64)
 - Same environment of ABPM Data Manager Ver.2.1.0
 - Older version of the ABPM Data Manager does not work on New PC.

Migration Procedure

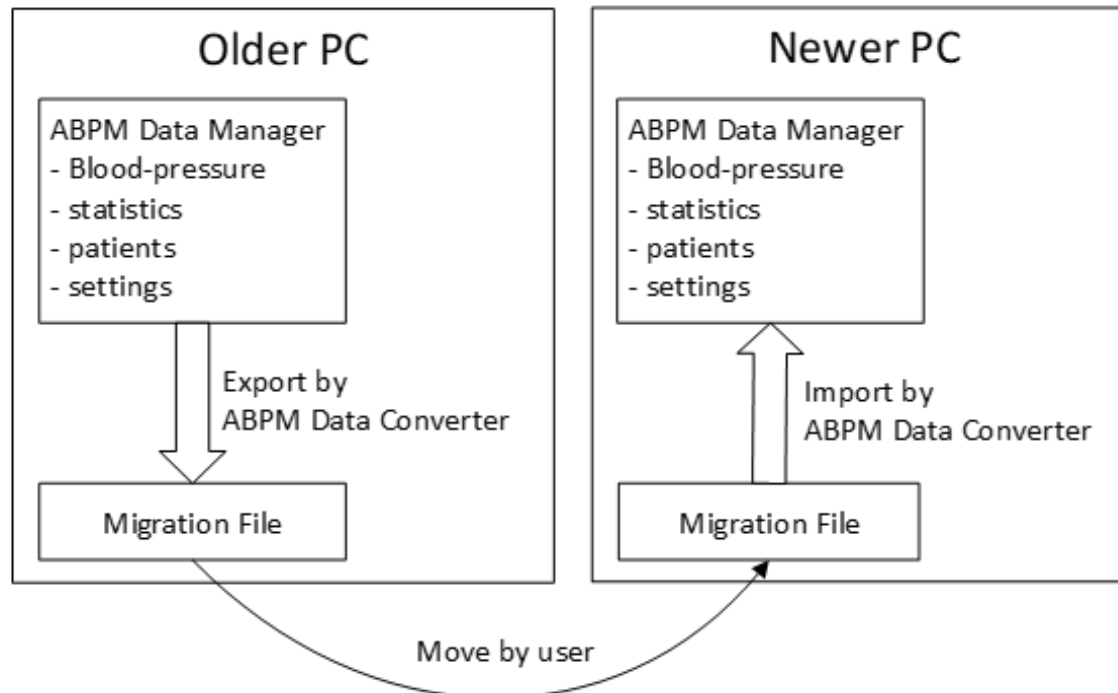


- Preparation
 - 1. Download ABPM Data Converter on both the older and the newer PC.
 - 2. On the older PC, export the data of ABPM Data Manager to a migration file using ABPM Data Converter.

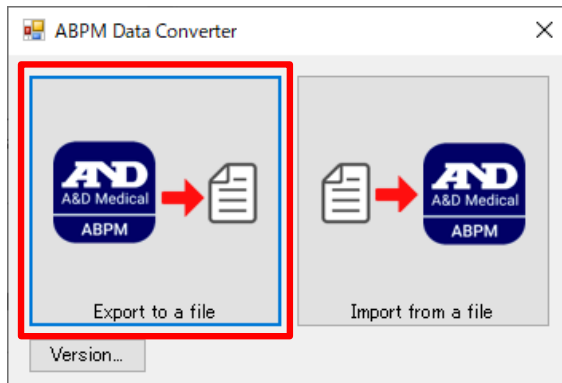
How to use

- Migration

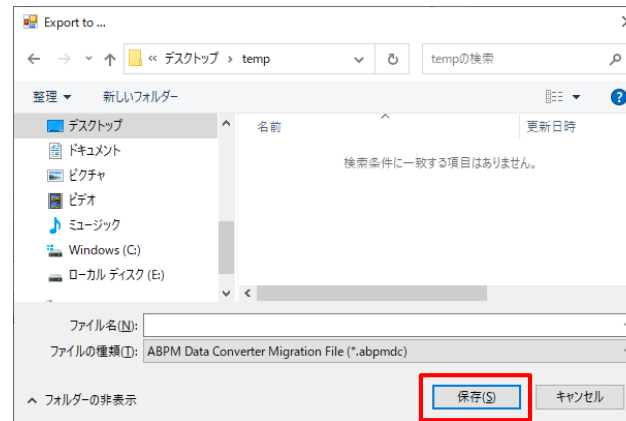
- On the older PC, export the data of ABPM Data Manager to a migration file using ABPM Data Converter.
- Move the migration file from the older PC to the newer PC (through USB memory stick or LAN)
- On the newer PC, import the data from the migration file using ABPM Data Converter



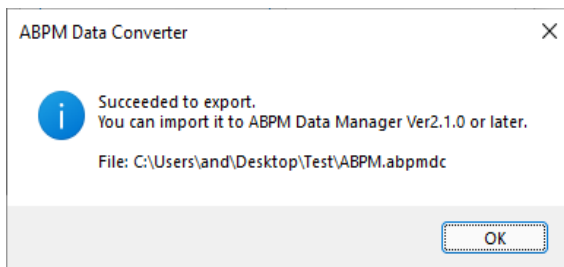
Export Procedure



1. Click [Export to a file.]



2. Select the target folder of the migration file

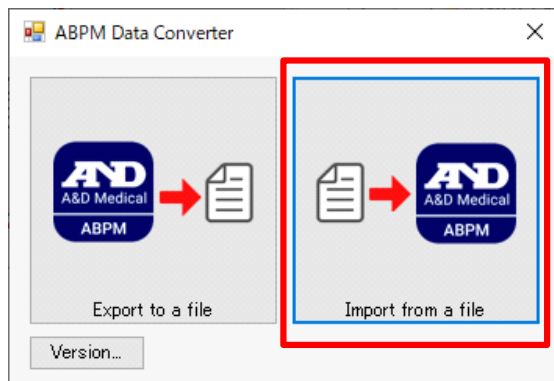


3. Message window is shown when Export finished

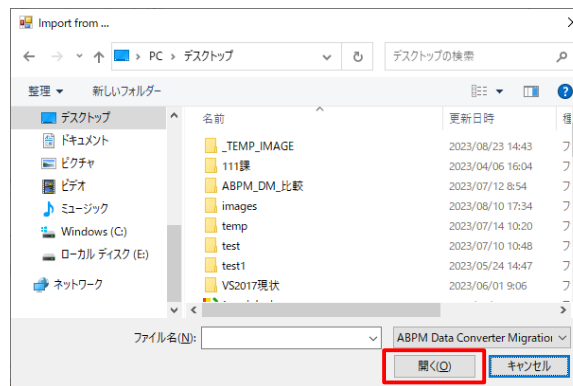


Migration file created

Import Procedure



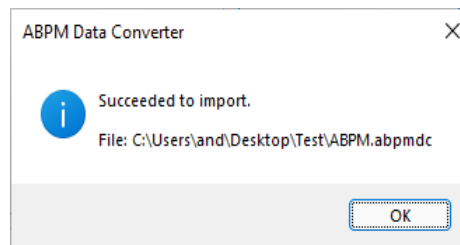
1. Click [Import from a file.]



2. Select Migration file

```
C:\Windows\System32\cmd.exe
===== Start Initialization =====
MySQL Installer is running in Community mode
Loading product catalog.
The product catalog has not yet been loaded. Sk
Initializing product requirements.
Loading product catalog.
Checking for product packages in the bundle.
Categorizing product catalog.
Finding all installed packages.
```

3. Database update
(automatically)



4. Message window is shown
When Import finished

※ABPM Data Manager
Database update is performed
only when migrating from Ver.
1.2.1 or lower to Ver. 2.1.0

Note

- Blood pressure data already on the PC will be overwritten after migration (old data will be deleted).
- ABPM Data Converter does not require installation and is provided as a direct execution of the executable file.
- Exporting and importing is completed in a few seconds.
 - However, if export is performed with ABPM Data Manager Ver. 1.2.1 or lower, the database will be updated during import, which may take several minutes.